















ParentsWeb Login Instructions for New Students

ParentsWeb is a private and secure parents' portal that will allow parents to see academic information specific to their children, while protecting their children's information from others.

All you need is an Internet-capable computer to view information such as:

-  Attendance
-  Daily Grades
-  Progress Reports
-  Report Cards
-  Discipline
-  Homework
-  Missing Assignments
-  School Announcements
-  Teacher Email Addresses
-  Teacher Websites
-  Customized Web Surveys and Tests
-  Other Useful School Information

Follow these instructions to gain access to ParentsWeb:

First, you need to make sure that the school has your email address in RenWeb.

Next, go to www.stalphonsusbr.org. Go to Academics>ParentsWeb

Click the link that says "**Click to Login**".

Click **Create New ParentsWeb Account**.

Type your email address and an email is sent to you.

Click the **Click to change password** link in the email that was sent to you. This link is only valid for 30 minutes.

A web browser will display your Name and RenWeb ID.

Type a **User Name**, **Password** and **Confirm** the password.

Click **Save Password**.

A message displays at the top of the browser, "**User Name/Password successfully updated.**"

You can now log into ParentsWeb using your new User Name and Password.